

Creating China in your hand - How to make the difficult barriers to learning Chinese part of the fun

Simone Haughey





2023年10月14日

上课 Shàngkè 起立 Qǐlì

现在我们说汉语，现在我们听汉语，现在我们说汉语，现在
我们读汉语，现在我们写汉语，请坐


xiànzài wǒmen shuō hànyǔ, Xiànzài wǒmen tīng
hànyǔ, xiànzài wǒmen dú hànyǔ, xiànzài wǒmen xiě
hànyǔ, qǐng zuò

Understand learning from the students perspective

Have you ever learnt a
new language? What was
the hardest part of
learning a new language?
[menti.com](https://www.menti.com)




Barriers to learning




Don't know anything about the country and or language



EAL, SEND, students WITHOUT a second language



Only once a week




Writing and pinyin - tones

Ideas for use in the classroom from practical and methodology

Practical - why?

Do the students need to know what method they are using to learn?



The  Method
(by teacher Luc)

Use symbols to show your progress!


□ = **H**aven't learned yet, **h**ardly, **h**aven't got a clue


△ = **A**lmost OK

○ = **O**K (know it well)

Recent symbols go around earlier symbols.

Example:

 *1st time not recalled. 2nd time recalled correctly.*

 *1st time not recalled. 2nd time almost recalled correctly.*

Skip

Skip

Heisig Method

Remember the Hanzi will teach you a systematic method to deconstruct each character into its basic elements

The character **意** Yì can be seen as **立** Lì + **日** + **心**

Then assign a meaning to each of these elements and invent a story to re-assemble the character so that you will remember it forever.

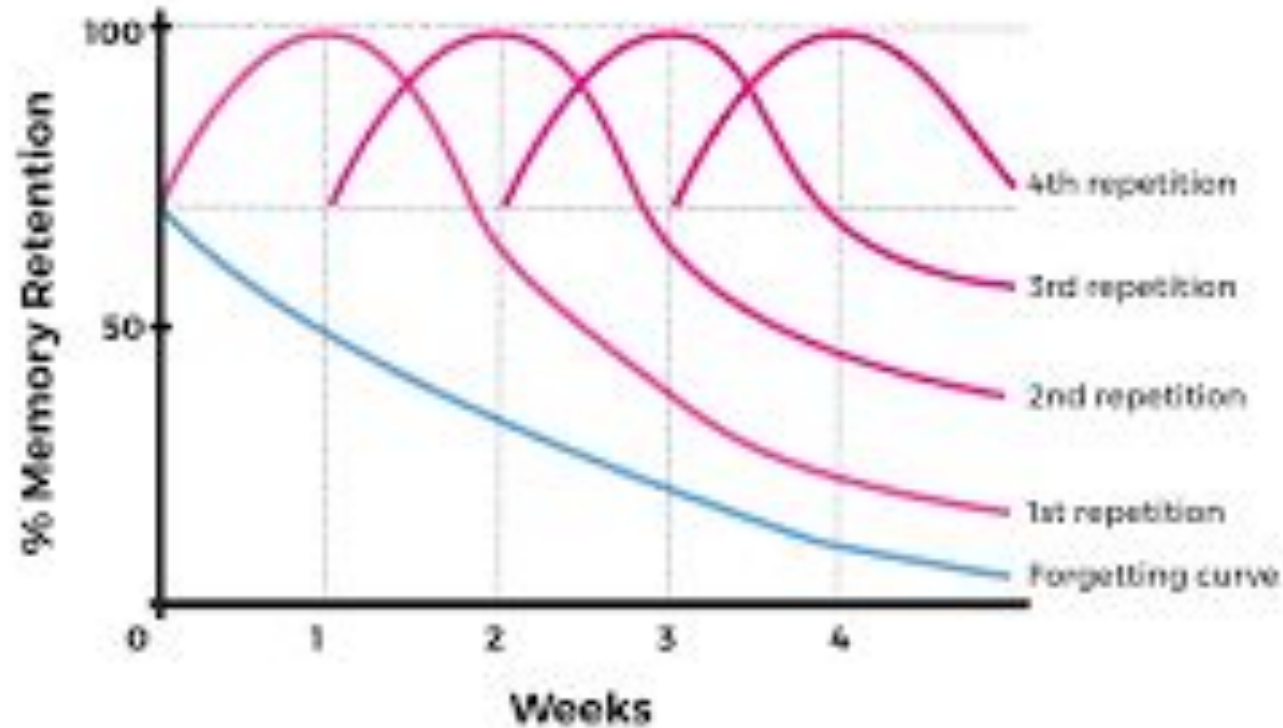
This method is good for reading characters but not for learning how to speak Mandarin.

The screenshot shows a character lookup interface. The top section displays the character '猴' (hóu) with its total strokes (12), radical (犛), and definition (monkey, ape, monkey-like). Below this is a 'Character decomposition' section showing '猴' broken down into '犛' and '侯'. The '侯' character is further broken down into '人' and '侯'. The bottom section displays the character '侯' (hòu) with its total strokes (9), radical (人), and definition (marquis, lord; target in archery).

Memory games

Curve of Forgetting

For newly learned information



Hidden Picture Game



How to Edit

Insert an image into the slide. Then right click the image and choose 'Send to Back'. Then type a word into the box at the top where it says 'Word Here'.

www.Games4esl.com

<https://games4esl.com/powerpointgames/hidden-picture-ppt-games/>

Memory

Spaced Retrieval

st Lesson

Last week

Two weeks ago

Mid-Autumn Festival
月 - yuè (moon / month in Chinese)

gēn zhōng 一分钟
zuó tiān 昨天
wǎn shàng 晚上
zǎo shàng 早上
qǐng 请
bù kè qǐ 对不起
duì bu qǐ 对不起

Yesterday
morning
Please
not so sudden
welcome
I am sorry

可以 kěyǐ

坐 zùo

请 qǐng

说话 shuō huà

不要 bú yào

yǐ → kěyǐ

Further back

yī 一 二 三 四 五 六
1 2 3 4 5 6

qī 七 八 九 十 零
7 8 9 10 0

Flashback in 5

Last week:

在宋朝，有一个女孩，叫木兰。

Yesterday:

有一天，要打仗，可是爸爸身体不好。

Last month:

老师好

Lǎoshī hǎo

同学门好

Tóngxué mén hǎo

Last half term:

我可以上厕所吗？

Wǒ kěyǐ shàng cèsuǒ ma?

Last year:


你好



Practical

Calligraphy





The way to get
started is to quit
talking and begin
doing. Walt Disney

Share your practical ideas on your table



Pinyin VS Characters

What's your opinion?

- Explain different points of view

What's your experience?

Breaking barriers

Targeted questions

Self assessment

Mini assessment plenaries

Pronunciation

Singing

Voices

Taking out smaller groups to boost lower

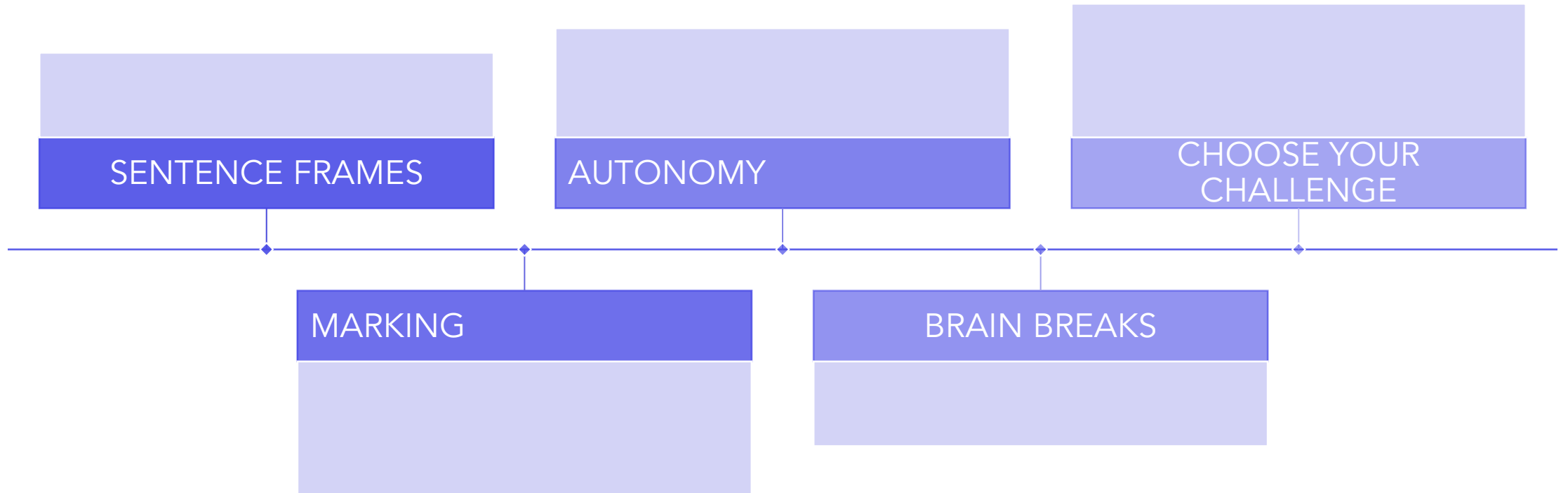
We have taken out the higher ability children to push them further in past - this time we took as the lowers

Mixed ability seating


Kagan grouping

How do you handle these elements in your classroom?

Easy wins



Culture



Without going to China I didn't understand the language - literally - eg ren



Repetition



Ordering Sentences

Zhè shì shén me?

这是什么？

Zhè shì yī zhī hóuzi.

这是一只猴子。

棕

zōng

形声字。篆书从木，其形像树；叀(zōng)声；叀有裹足不前义，而棕榈每节有叶鞘包裹，有如裹足的样子。隶、楷书从木、宗(zōng)声，有叶鞘以树干为宗意。本义是棕榈树。

①棕树，又名棕榈，常绿乔木，圆柱形的主干，挺拔不分枝，叶鞘上的棕毛可以制绳索、刷子，叶子可做扇子，木材可以制器物。②棕毛：~绳 | ~刷。

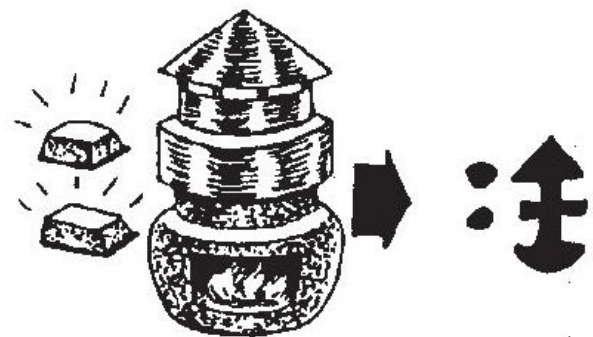
~绷 ~桐 ~毛 ~色 ~树 ~毯 ~熊 油~



棕



金 jīn



本义是“金属的通称”。《说文》：“金，五色金也。”甲骨文未见。较早的金文字形像两块金属锭；后来在旁边加上了坩埚(gānguō)形，表示冶炼金属。后来只指黄金。“金属”、“五金”等词仍指多种金属。

(缺)

金
金
金
金
金
金

(同楷书)

甲骨文

金文

小篆

隶书

楷书

草书

行书

简化字



The character '金' in oracle bone script (甲骨文), showing two metal ingots.

甲骨

Two examples of the character '金' in bronze script (金文), one showing the ingots and the other with a furnace.


金文

The character '金' in small seal script (小篆), which is more stylized and compact.

小篆


The character '金' in regular script (楷书), the standard form used today.

楷书




Adjectives 形容词 Xíngróngcí

○ ——— ○ ——— ○
红色 的 猴子



*Red Howler
Monkey*



Orangutan



Golden Monkey

Understanding so far

头

Tóu


鼻子

Bízi

下巴

Xiàbā






Creating sentences Adverbs - 副词 Fùcí

很

hě

非常

fēicháng



Creating sentences

红色+的+猴子+非常+高
兴


adj +(de)+ n + adv + adj

Plenary

红色 + 的 + 猴子 + 非常 + 高兴

adj + (de) + n + adv + adj

红色 hóng sè	的 de	猴子 hóuzi	非常 fēicháng	高兴 gāoxìng
白色 bái sè		鸡 jī		生气 shēngqì
黑色 hēi sè		老鼠 lǎoshǔ		尴尬 gāngà
蓝色 lán sè		老虎 lǎohǔ		
棕色 zōng sè		兔子 tùzi	很 hěn	
黄色 huáng sè		羊 yáng		



Assessment



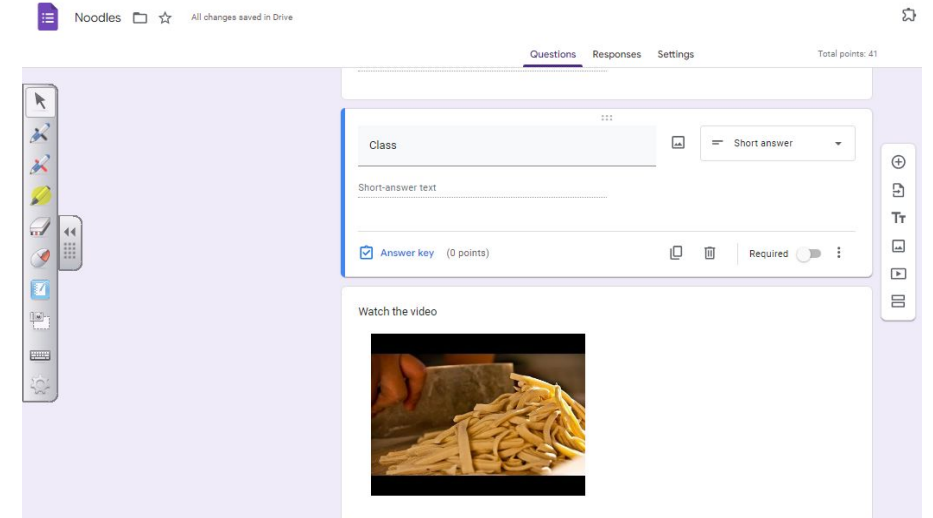
Certify'em


Send certificates online for free with Certify'em! Set up your exam, assessment, or participation form and start to issue certificates in minutes!

By: [Gleeda Software LLC](#)

Listing updated: August 7, 2023

Install





Unleash your linguistic superpower

NEWBYCHINESE

CORPORATES

TY COORDINATORS

LANGUAGE TEACHERS

INDIVIDUALS

Subscribe to our Newsletter

Subscribe

DEMO

AI and Joe Dale



Quizlet

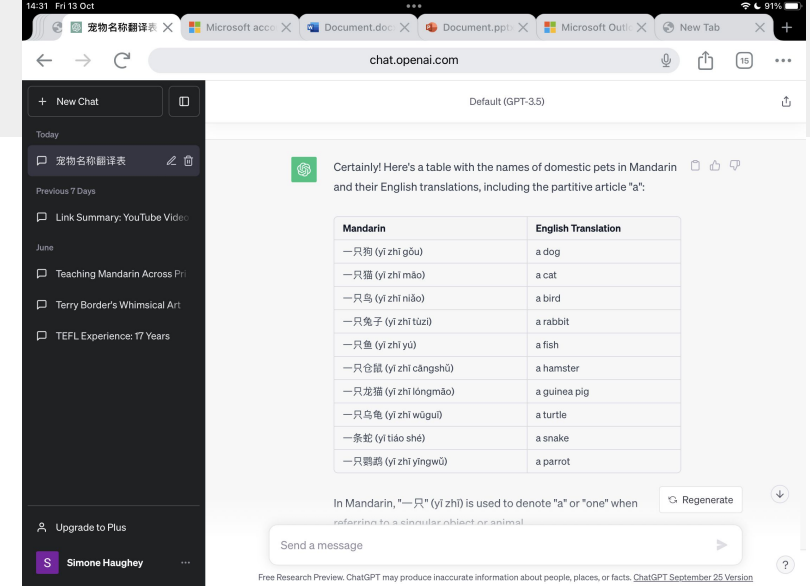


He describes AI as a confident 5 year old, that can lie about the knowledge it shares!

His training is amazing and shows hundreds of time keeping activities for use in the languages classroom specifically. For example how to use the best prompts for time saving ways to make resources.

Example

Please create a table with two columns placing the names of domestic pets in Mandarin in the first columns and the English translations in the second column using a partitive article.



Joe Dale

Contact Info

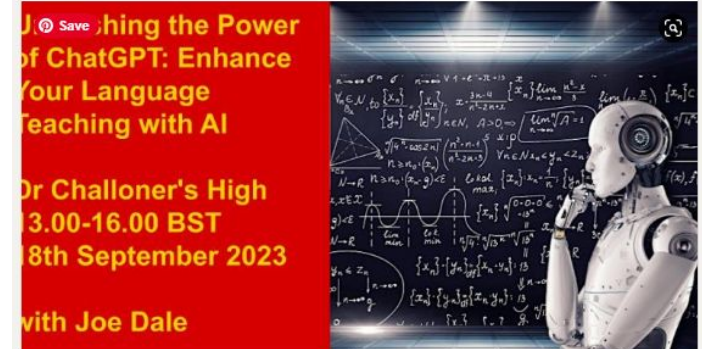
- Joe's Profile
[linkedin.com/in/joe-dale-07338a13](https://www.linkedin.com/in/joe-dale-07338a13)
- Website
joedale.typepad.com (Blog)
- Email
joedale@talk21.com
- Twitter
[joedale](https://twitter.com/joedale)
- Connected
Nov 13, 2014

- In this practical workshop, you will:
- ✓ Explore ChatGPT's capabilities and features
 - ✓ Learn practical tips and strategies for effective resource creation
 - ✓ Generate engaging lesson plans and interactive activities
 - ✓ Streamline assessments and provide personalised feedback
 - ✓ Maximize writing, speaking, and multimedia support

Registrants will receive the presentation, session prompts, Chrome extensions, and other valuable resources. Don't miss out on this opportunity for professional development! Sign up today and take your language teaching to new heights.

Register here: <https://lnkd.in/eupB3AjP>

Let me know too if you would like to host a similar face to face workshop in your school too!



Unleashing the Power of ChatGPT: Enhance Your Language Teaching with AI
eventbrite.com • 2 min read

Using AI for planning, assessment

Using AI to support your planning Using a good prompt is best

Here are our go-to strategies for writing better AI prompts for your classroom.

- Be specific. ...
- Start with an action word. ...
- Give examples of your class context to set the tone. ...
- Use roleplay. ...
- Present material in different ways. ...
- Include quotes to emphasize important words. ...
- Give specific examples. ...
- Ask for the desired length.

<https://teachermade.com/how-to-write-prompts-for-chatgpt/>

AI lesson planning and presentations

The screenshot shows a web browser window with the address bar displaying "chat.openai.com". The page title is "Default (GPT-3.5)". On the left, there is a dark sidebar with a "New Chat" button and a list of previous chats, including "宠物名称翻译表", "Link Summary: YouTube Video", "Teaching Mandarin Across Pri", "Terry Border's Whimsical Art", and "TEFL Experience: 17 Ye". The main chat area shows a conversation with a user (S) and an AI assistant (GPT-3.5). The user's message asks for a lesson plan for Mandarin Chinese YCT1 for 10-year-olds, including family members, a table of Chinese and English, a mini plenary, and a game suggestion. The AI's response is a structured lesson plan for "Learning Family Members and Opinion Phrases in Mandarin Chinese".

chat.openai.com

Default (GPT-3.5)

S Please create a lesson plan for Mandarin Chinese YCT1 for 10-year-olds. Please include the family members and pinion please, including this a table of Chinese on the left and English on the right. Please also include mini plenary and a game suggestion.

GPT-3.5 Sure, I'd be happy to help you create a lesson plan for Mandarin Chinese at the YCT1 level (Youth Chinese Test Level 1) for 10-year-olds. Here's a structured lesson plan:

Lesson: Learning Family Members and Opinion Phrases in Mandarin Chinese

Objective: Students will be able to identify and use basic family members and express simple opinions in Mandarin Chinese.

Materials Needed:

Regenerate



To teach is to
learn twice.

Joseph Joubert

BrainyQuote®



The title of the song comes from a line in “Frankenstein” that warns the protagonist not to push too hard, as his dreams are fragile like china in his hand.



You can jump these barriers
and you're not alone!
Thank you 谢谢 Xièxiè

Simone Haughey
@mrsmandarin8
shaughey@robinhoodacademy.co.uk