

My MEP Projects



Project: 'Ode to Chinese'

Series: Songs

Name: _____



This is a truly fun Project because you get to sing, a lot! And singing is one of the best ways to learn and remember languages. 高老师 Gāo Lǎoshī can't wait to share this song he wrote with you!

Hopefully, learning the song will make you feel proud of your Mandarin because not only will you recognise some of the words you have learned in class, but you will also be memorising whole sentences in Chinese in a very relaxing way, thanks to the power of music.

WARNING! *This song may seriously stick in your head!*

Go for it!

1. Your First Listen

Go to the link below and listen to the song once through. Then, turn to page 3 for Task 2.

<https://www.youtube.com/watch?v=Uap2Ghx1rTs>

★ Task 1 complete

Ode to Chinese – Zuì xǐhuan zhōngwén kè

你，你喜欢什么课？
Nǐ, nǐ xǐ huan shén me kè?

唱中文歌，
chàng zhōng wén gē

我很喜欢中文课。
Wǒ hěn xǐ huan zhōng wén kè.

就是我喜欢做的
jiù shì wǒ xǐ huan zuò de.

为什么你喜欢中文课？
Wèi shén me nǐ xǐ huan zhōng wén kè?



喝中国茶、看中文电影、
Hē zhōng guó chá, kàn zhōng wén diàn yǐng

因为我觉得很有趣。
Yīn wèi wǒ jué de hěn yǒu qù.

吃面条和米饭，很好玩，好玩。
chī miàn tiáo hé mǐ fàn, hěn hǎo wán, hǎo wán,

E! 写汉字、说汉语、
E, xiě hàn zì, shuō hàn yǔ,



历史课、地理课、英文课、法文课、美术课、
lì shǐ kè, dì lǐ kè, yīng wén kè, fǎ wén kè, měi shù kè,

体育课、音乐课，还有科学、数学课
tǐ yù kè, yīn yuè kè, hái yǒu kē xué, shù xué kè,

dab daba dab dab, 所有的课，都很有意思，
dab daba dab dab, suǒ yǒu de kè, dōu hěn yǒu yì si

d-d 但是，但是
d-d dàn shì, dàn shì

我最喜欢中文课，
wǒ zuì xǐ huan zhōng wén kè,

中文课，
zhōng wén kè,

最喜欢中文课，
zuì xǐ huan zhōng wén kè,

Doodle doo doo doo doo doo doo, yeah!



2. How much do you know?

Study the lyrics on page 2. Read through the Chinese and **circle all the characters that you already know**. Rate how confident that makes you feel on a scale of 1-10 by circling a number below; 10 = 'I feel extremely confident about how many characters I recognised', and 1 = 'I didn't recognize any characters'.

1 2 3 4 5 6 7 8 9 10

Don't worry if you had low confidence. You're going to know this song and the characters very well soon!

★ Task 2 complete

3. Prove your translation skills!

Referring to the glossary below, do your own translation of the whole song into English. Write your English lines below each line of pinyin on the previous page. Try to do as many lines as you can without checking the film. Instead, use Pleco or MDBG as much as possible if you get stuck. It's fine if your English version is a bit different to the one in the video.

Glossary

为什么 wèi shén me = why

觉得 jué de = to think (that) .../find (that) ... /feel (that) ...

有趣 yǒu qù = interesting, fascinating

写 xiě = to write

汉子 hàn zì = Chinese characters

唱 chàng = to sing

歌 gē = a song

唱歌 chàng gē = to sing a song

就是 jiù shì = exactly, precisely

好玩 hǎo wán = fun

美术课 měi shù kè = art class

所有的 suǒ yǒu de = all of .../ all the ...

都 dōu = all, both

有意思 yǒu yì si = interesting

最 zuì = most

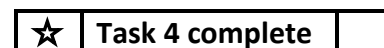
★ Task 3 complete

4. Learning it, learning it, learning it! – the slower version

The chorus of this song is very fast, and that's what makes it exciting. But it's helpful to practise it slowly first, so here is a practice version for you. 高老师 will sing each line and then wait for you to repeat it. You can follow along, reading the lyrics on page 2 while you practise. Listen to this practice file as many times as you like. There is no rush to master everything.

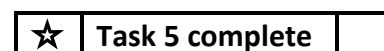
Here it is: https://drive.google.com/file/d/0B_91V_7fWJR5WVFSZnpJTU1hRjA/view

If you have difficulty playing this online, try downloading the file to play.



5. Improver level

Now you're getting to know 'Ode to Chinese', sing along with the video three or four times (although you can listen more if you like). You can always pause it at the fast bits and practise a few times.



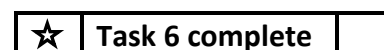
6. Superstar level

You're now going to try something that has only rarely been attempted by a Year 7 pupil in the history of mankind. You are going to watch an advanced version of the song which contains only English and characters and – yes, you guessed it – NO PINYIN whatsoever.

Important: Even if you have learned the song by heart already, you need to read the character subtitles while you watch rather than just singing without thinking about what characters are in the subtitles.

Superstar level is clearly the hardest level to reach, so if you need to, you can always go back to the version with pinyin to practise a little more. If you feel you **1) have learned the song by heart** and **2) can sing along whilst reading the characters in the subtitles** of the advanced version, then your task is completed. If you need to come back to this task to complete it later, that is fine too.

Here's the link: <https://www.youtube.com/watch?v=Jw9UnP9dL7Y>



7. Four amazingly useful 'friends' from the 'Ode'

The four words below are just some of the building blocks that will make you Chinese soar to new heights!

I. 为什么 wèi shén me Add the English meaning of 为什么 here: _____

In the song, 为什么 appears *before* 你 but it can also go *after* the subject. Translate the following question into English:

她为什么没有英文课? **Answer:** _____

Translate the following into Chinese characters: 'Why are you very busy?' **Answer:**

II. 因为 yīn wèi Add the English meaning of 因为: _____

Make up answers to the two 为什么 questions above and write them in Chinese characters. If you can't think of answers, you can write the following two answers out in characters: 1) Because she has got a French class. 2) Because I am a teacher. Teachers are very busy.

Answer 1: _____

Answer 2: _____

III. 觉得 jué de Add the English meaning of 觉得: _____

觉得 is so useful when you want to express an opinion. See if you can use it to write the following two sentences in Chinese, plus one of your own (optional). You can use Pleco or MDBG to look up any words you don't know.

a) I think his Chinese is very good. **Chinese version:**

b) I find mountains very beautiful. **Chinese version:**

c) [Your own sentence] _____

IV. 但是 dàn shì

Add the English meaning of 但是: _____

It can be incredibly difficult to get by in a foreign language without knowing how to say 'but'. Let's use it!
Try writing this sentence in Chinese:

I like playing tennis, but I don't like my tennis teacher.

Chinese:

☆	Task 7 complete	
---	-----------------	--

8. Writing your own version

You now have the chance to write your own fast bit (when all the subjects are listed) and chorus as an 'Ode' to any other subject. Fill in the gaps on the next page with different school subjects however you like. If you want, you can write a song about something totally different on a separate sheet of paper instead. **Be sure to give your song a title!** Oh yes, you can actually keep Chinese as the favourite if you would like, and just change all the others around!

The cute comma

Did you know, there are two ways of writing a comma in Chinese? The first is like ours:

But when Chinese people write a list (like the list of subjects in the song), they use this cute little one:

Please bear this in mind when writing your version.

Ode to _____ **Zuì xǐhuan** _____

_____ 课、 _____、 _____、 _____、 _____，
_____、 _____， 还有 _____、 _____，

Dab daba dab dab 所有的课， 都很有意思，

d-d 但是， 但是

我最喜欢 _____，

_____，

最喜欢 _____，

_____， yeah! [make up your own sound or keep 'doodle ...']



★ Task 8 complete

Well done!



太棒了!

Your Achievements

Congratulations on completing 1 MEP Project!

- You have memorised a very fast song in Chinese
- You have learned some **extremely** useful words that will help your Chinese a lot in Year 8 as well.
- You have exercised your vocal cords.

List three songs or tracks you love. They can be in English, Chinese or any other language.

1. _____
2. _____
3. _____

*If your teacher signs you off,
you will collect 1 Badge!*