



## **IOE Confucius Institute for Schools questionnaire on Chinese exam results 2012/13**

In September 2013 the IOE Confucius Institute for Schools circulated a survey about Chinese exam results at GCSE and AS Level in the 2012/13 academic year. The survey was promoted largely through the Chinese e-forum hosted and moderated by the IOE CI for Schools.

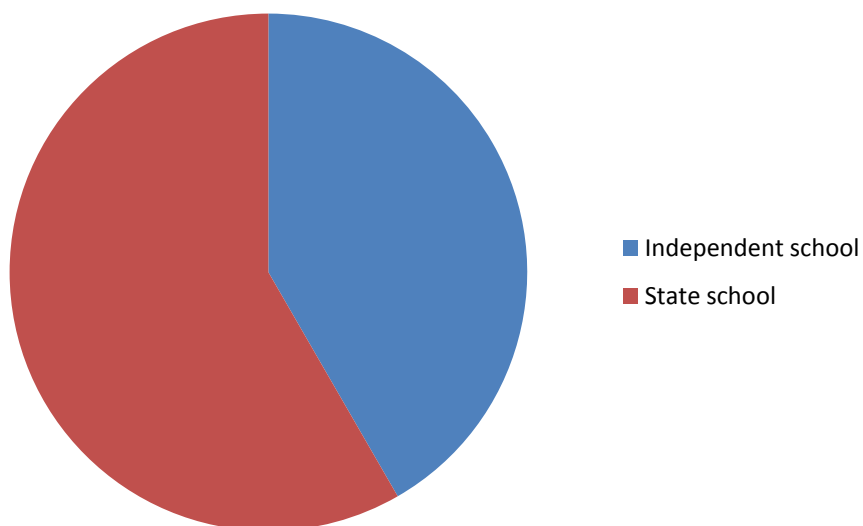
We hope that the results provide a useful insight into the present 'state of the field' in the teaching and learning of Chinese in schools in England.

All data published in the results below will remain anonymous.

### **Responses**

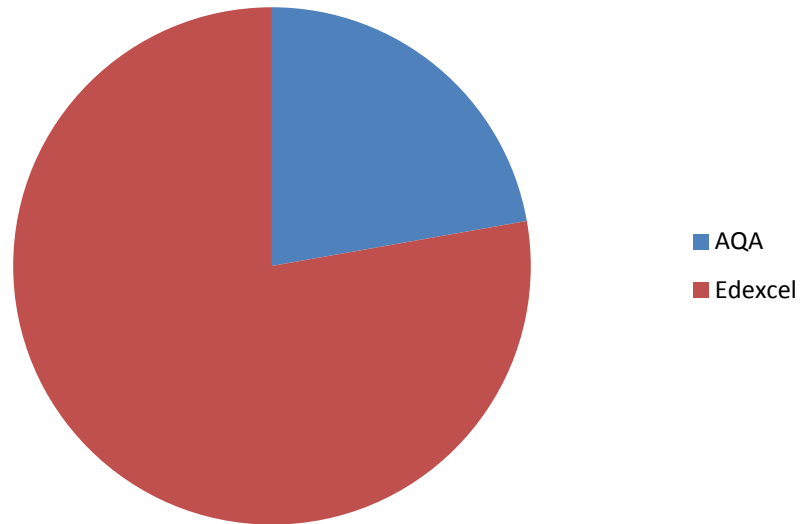
**49 Schools** responded to the request to complete the survey.

Independent school	20
State school	28
Unclassified / Unknown	1
Grand Total	49



### **Examining Boards**

AQA	10
Edexcel	35
EB Data not provided	4



### **Average number of years the school has been teaching Chinese**

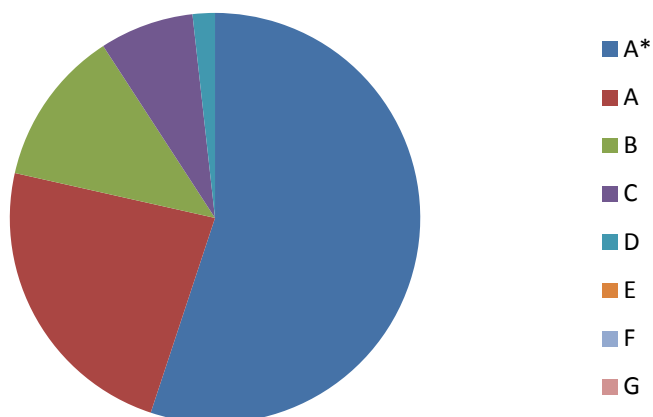
Independent school	6.5
State school	7

### **Average number of years the students have been learning Chinese before sitting exams**

Type of school	GCSE	AS Level
Independent school	4	6
State school	4	6

## GCSE Results

Grade	A*	A	B	C	D	E	F	G	U
<b>Total number of students</b>	282	120	63	38	9	0	0	0	0



## Results of native speakers sitting GCSE exams

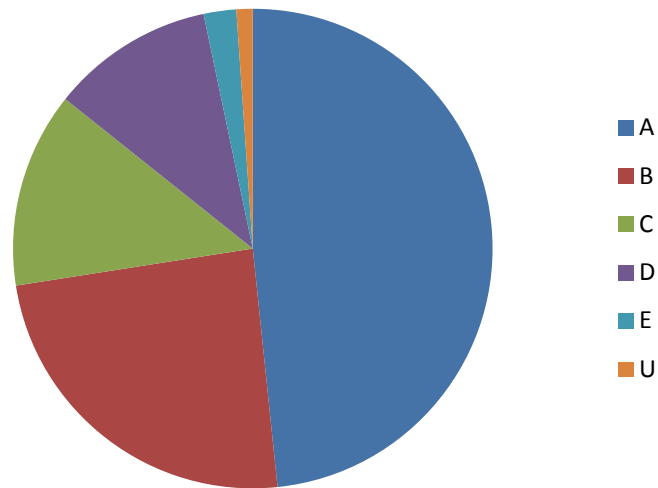
Grade	A*	A	B	C	D	E	F	G	U
<b>Total number of students</b>	282	120	63	38	9	0	0	0	0
<b>Number of native speakers</b>	49	0	0	0	0	0	0	0	0
<b>Percentage of overall number of students</b>	17%	0%	0%	0%	0%	0%	0%	0%	0%

## Distribution of results by type of school (state/independent/unknown)

Grade	A*	A	B	C	D	E	F	G	U	Total
<b>Independent school</b>	199	55	15	2	1	0	0	0	0	272
<b>Percentage of students achieving grade in Independent Schools</b>	73%	20%	6%	1%	0%	0%	0%	0%	0%	
<b>State school</b>	82	60	48	36	8	0	0	0	0	234
<b>Percentage of students achieving grade in State Schools</b>	35%	26%	21%	15%	3%	0%	0%	0%	0%	
<b>Unclassified / Unknown</b>	1	5	0	0	0	0	0	0	0	6
<b>Percentage of students achieving grade in Unclassified Schools</b>	17%	83%	0%	0%	0%	0%	0%	0%	0%	
<b>Grand Total</b>	282	120	63	38	9	0	0	0	0	512

## AS Level Results

Grade	A	B	C	D	E	U
Total number of students	44	22	12	10	2	1



## Results of native speakers sitting AS Level exams

Grade	A	B	C	D	E	U
Total number of students	44	22	12	10	2	1
Number of native Speakers	26	10	2	0	0	0
Percentage of overall number of students	59%	23%	9%	0%	0%	0%

## Distribution of results by type of school (state/independent/unknown)

Type of school	A	B	C	D	E	U	Total
Independent school	22	14	5	0	0	0	41
Percentage of students achieving grade in Independent Schools	54%	34%	12%	0%	0%	0%	
State school	22	8	7	10	2	1	50
Percentage of students achieving grade in State Schools	44%	16%	14%	20%	4%	2%	
Unclassified / Unknown	0	0	0	0	0	0	0
Percentage of students achieving grade in Unclassified Schools	0%	0%	0%	0%	0%	0%	
Grand Total	44	22	12	10	2	1	91